



**KUKSKITCHEN.IN**

# **USER OPERATIONS MANAGEMENT**

## USER REGISTRATION FORM

# User Registration

Welcome to **Kuks Kitchen - Premium Tiffin Services**

### Personal Details

First Name

Last Name

Gender

Email

Mobile WhatsApp 



Date of Birth



### Login Details

To Register Enter Your :

- First name
- Middle name
- Last name
- Email-id
- Mobile number
- Date of Birth

User Name  Password 


Enter User Name Enter Password

Communication / Delivery Details

Address

Enter Address

Pincode City Country

Enter Pincode  Nagpur India

Register Now!

- Username
  - Password
  - Last name
  - Address
  - Pincode
  - City
  - Country
- And then Click on Submit Button

# The Registered User will be Redirected to the Home Page of the Website.

**LOGIN BUTTON**

[Home](#)

[About Company](#)

[Subscription Plans](#)

[Contact Us](#)

[Login](#)

**LOGIN PAGE**



## The Taste of Home, Delivered Daily

Premium Tiffin, Crafted with Care.

[Register Now](#)

[+91 8007440244](#)

[WhatsApp](#)



# The Registered User will then Click on the Login Button at the Top right corner of the website.

**LOGIN BUTTON**

[Home](#)

[About Company](#)

[Subscription Plans](#)

[Contact Us](#)

[Login](#)

**LOGIN PAGE**



## The Taste of Home, Delivered Daily

Premium Tiffin, Crafted with Care.

[Register Now](#)

[+91 8007440244](#)

[WhatsApp](#)



# The Registered User will Enter his Username and Password and Click on the login Button.

**LOGIN FORM**



## User Login

Welcome to **Kuks Kitchen** - Premium Tiffin Services

### Login

Username

@ Email ID

Password

🔒 Password

Remember me

Login

Don't have account? [Create an account](#)

Forgot Password? [Reset Now](#)

After login the user will see the user dashboard in which user gets access to :

- My Subscriptions
- My cancellation Requests
- My Referral
- Proof of Deliveries

**KUKS**  
KITCHEN

**DASHBOARD**

Home About Company Subscription Plans Contact Us

Hi, khushboo@rgvp.in

Welcome to **Kuks Kitchen - Premium Tiffin Services**

My Subscriptions	My Cancellation Requests	My Invoices
1	0	

- Dashboard
- My Profile
- My Subscriptions
- My Cancellation Requests
- My Referral
- Proof of Deliveries
- Feedback
- Logout

## When the user clicks on My Subscriptions

- The user can see his own subscriptions, Start Date, End Date, Status of the subscription, Added Date, Action.
- There is a Button “New Subscription Request” by clicking on this the user can buy a new subscription plan.
- Under “Action” user can view invoice of the particular subscription plan.

My Subscriptions

**NEW SUBSCRIPTION REQUEST BUTTON**

New Subscription Request

Order ID	Start Date	End Date	Status
#10006	2024-05-24	0000-00-00	Pending

Plan Name : **Lunch + Dinner** (One Month Plan)

Working Day Lunch Address: , 440015  
Working Day Dinner Address: , 440015  
Weekly off Lunch Address: , 440015  
Weekly off Dinner Address: , 440015  
Weekly Off: Sunday

**MY SUBSCRIPTIONS**

Cancel Tiffin Request    Print Invoice    Cancel Subscription

- Dashboard
- My Profile
- My Subscriptions
- My Cancellation Requests
- My Referral
- Proof of Deliveries
- Feedback
- Logout

When the user clicks on “New Subscription Request” the page displayed below can be seen.

**KUK'S KITCHEN**

**NEW SUBSCRIPTION REQUEST**

Home About Company Subscription Plans Contact Us

One Month Plans Half Month Plans One Week Plans

Plan	Price	Duration	Total Tiffins	Sunday Dinner
Lunch only	₹Rs. 2499.00	30 days	30	will not be delivered.
Dinner only	₹Rs. 2299.00	30 days	25-26	will not be delivered.
Lunch + Dinner	₹Rs. 3999.00	30 days	55-56	will not be delivered.

Book Now

When the user clicks on “My Cancellation Request” the page displayed below can be seen.

- User can see his cancellation request .
- The duration of his request
- Reason, Status, and cancellation id
- There is a Button “New Cancel Request” by Clicking on the button user can apply for a new cancellation request.

**MY CANCELLATION REQUESTS**

Hi, khushboo@rgvp.in

My Cancellation Request **Kuks Kitchen - Premium Tiffin Services**

My Cancellation Requests [New Cancel Request](#)

No Cancellation Requests Found!

Cancellation ID	Start Date	Start Date Type	End Date	End Date Type	Reason	Status	Submitted Date
-----------------	------------	-----------------	----------	---------------	--------	--------	----------------

Dashboard

My Profile

My Subscriptions

My Cancellation Requests

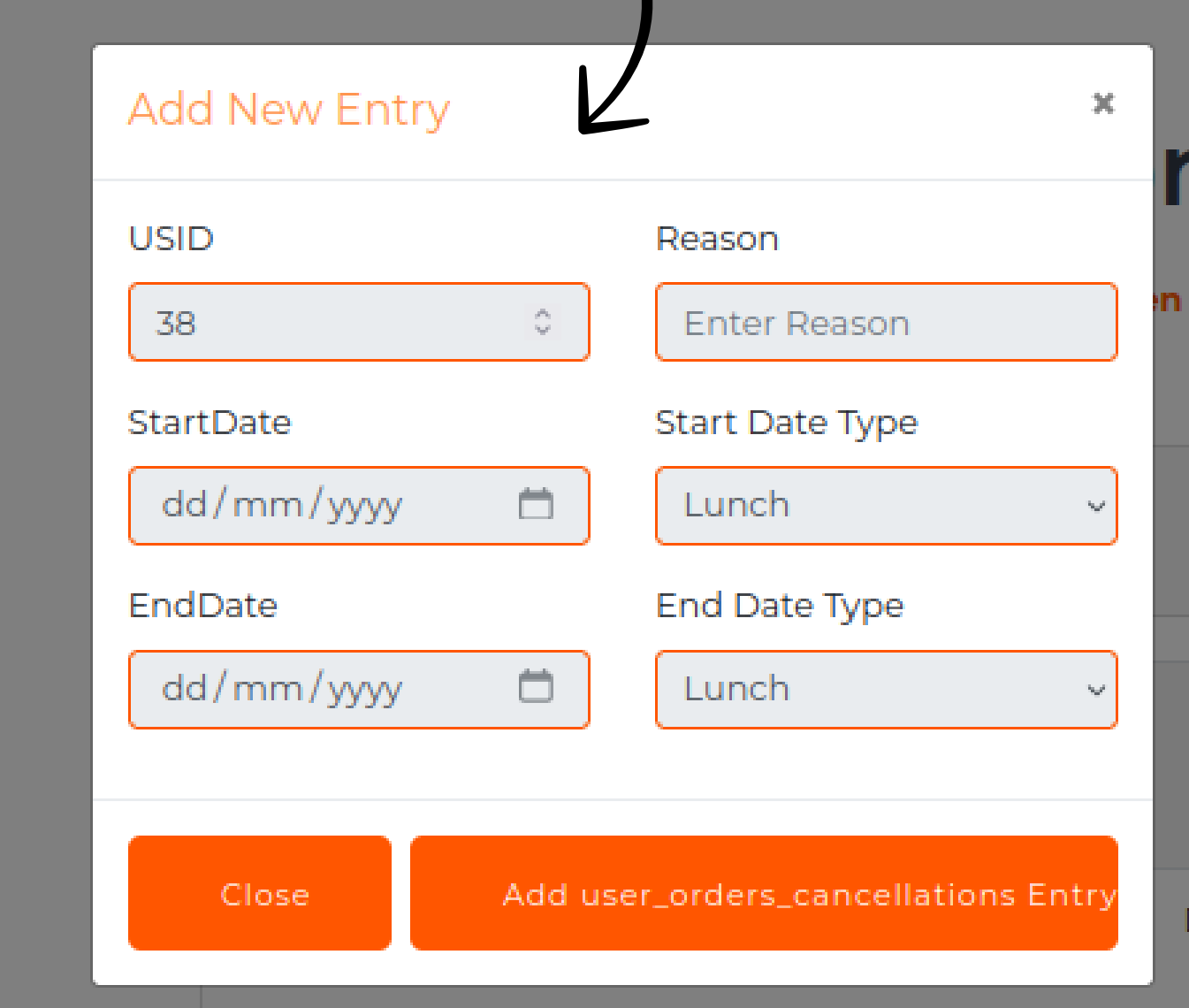
My Referral

Proof of Deliveries

Feedback

Logout

## MY CANCELLATION REQUESTS FORM



The screenshot shows a modal window titled "Add New Entry" with a close button (x) in the top right corner. The form contains the following fields:

- USID:** A text input field containing the value "38".
- Reason:** A text input field with the placeholder text "Enter Reason".
- StartDate:** A date picker field showing the format "dd/mm/yyyy".
- Start Date Type:** A dropdown menu with "Lunch" selected.
- EndDate:** A date picker field showing the format "dd/mm/yyyy".
- End Date Type:** A dropdown menu with "Lunch" selected.

At the bottom of the form, there are two buttons: "Close" and "Add user\_orders\_cancellations Entry". A black arrow points from the "MY CANCELLATION REQUESTS FORM" header to the "Add New Entry" modal title.

When the user clicks on “New Cancel Request” the page displayed above can be seen.

- user needs to enter his subscription id, reason of cancellation, start date ,start date type, end date end date type.
- And click on “add user orders cancellation”.

# MY REFERRAL



My Referral Details

### Your Account

My UserID : 100064  
My Earnings : RP 0  
My Users : 0  
Referral Type : User

### Your Referral Details

Referral Code: 100064

Referral URL: <https://kukskitchen.in/join/100064/>

Short URL: <https://kukskitchen.in/join/100064/>

Share / Refer and Earn / Join Levels

### My Users

Dashboard

My Profile

My Subscriptions

My Cancellation Requests

My Referral

Proof of Deliveries

Feedback



Logout

When the user clicks on “My Referral” the page displayed above can be seen.

- user can see his account, his referral details and users joined under him in “my users”.
- user can share his referral link to his friends and interested members through the sharing options available under “share/refer and earn.”

# PROOF OF DELIVERIES

Proof of Deliveries

Order ID	Pickup Time	Delivery Time	Delivery SnapShot	Status	Added Date
12	0000-00-00 00:00:00	0000-00-00 00:00:00		New	2024-08-26 08:36:25
27	0000-00-00 00:00:00	0000-00-00 00:00:00		New	2024-08-26 08:37:53

 Dashboard

My Profile

My Subscriptions

My Cancellation Requests

My Referral

Proof of Deliveries

Feedback

 Logout

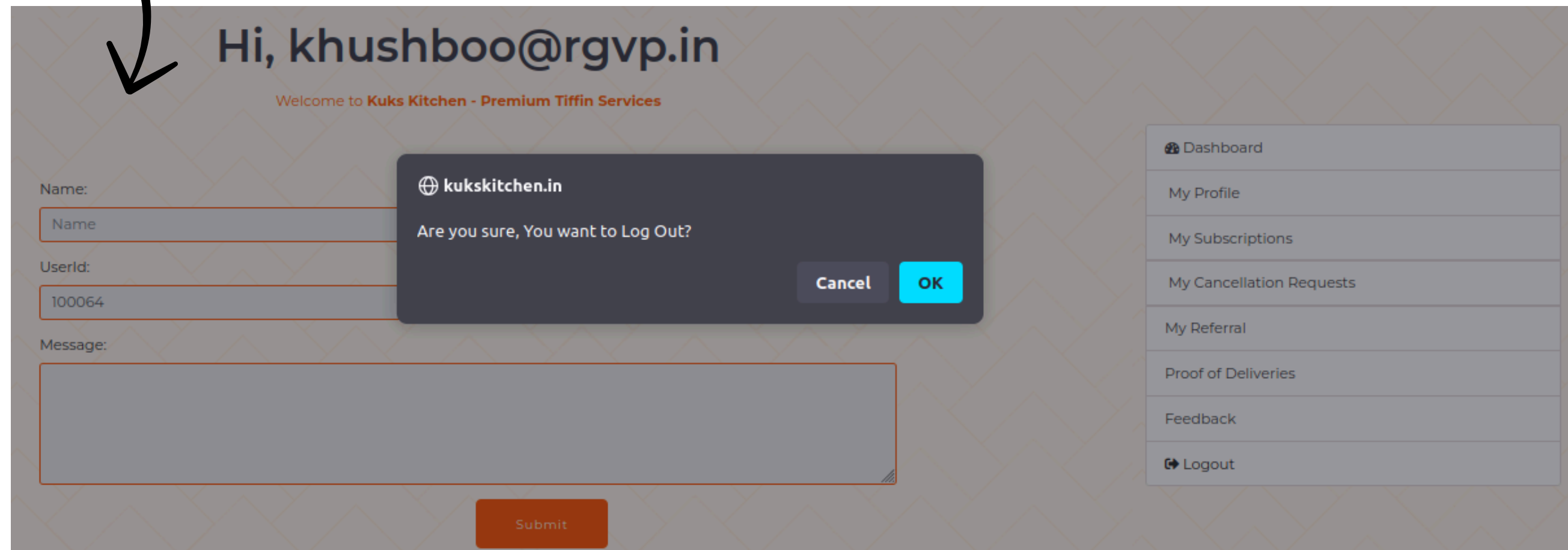
# PROOF OF DELIVERIES

When the user clicks on “Feedback” the page displayed below can be seen.

- user needs to fill details like Name, Email-id, user-id, Mobile number and Message.
- user can give a feed back by filling the feedback form displayed on the left side of the page.
- user can even raise disputes and suggest necessary changes.

The image shows a user dashboard for 'Kuks Kitchen - Premium Tiffin Services'. At the top left, it says 'Hi, khushboo@rgvp.in' and 'Welcome to Kuks Kitchen - Premium Tiffin Services'. On the right, there is a navigation menu with options: Dashboard, My Profile, My Subscriptions, My Cancellation Requests, My Referral, Proof of Deliveries, Feedback, and Logout. In the center, there is a 'FEEDBACK FORM' section with input fields for Name, Email, UserId (containing '100064'), and Mobile, followed by a large text area for 'Message' and a 'Submit' button. A red callout box labeled 'FEEDBACK FORM' has an arrow pointing to the form fields. Another red callout box labeled 'FEEDBACK' has an arrow pointing to the 'Feedback' option in the navigation menu.

## LOGOUT ALERT



The screenshot shows a user profile page for 'khushboo@rgvp.in' on the 'Kuks Kitchen' website. The page includes a 'Name' field, a 'UserId' field containing '100064', and a 'Message' text area. A 'Submit' button is located at the bottom. A dark modal dialog box is centered on the screen, displaying the website logo and the text 'Are you sure, You want to Log Out?'. The dialog has 'Cancel' and 'OK' buttons. On the right side, a vertical menu contains links for 'Dashboard', 'My Profile', 'My Subscriptions', 'My Cancellation Requests', 'My Referral', 'Proof of Deliveries', 'Feedback', and 'Logout'. An orange callout bubble with the text 'LOGOUT ALERT' and an arrow points to the 'Logout' link in the menu.

When the user clicks on “Logout” the page displayed above can be seen.